



# INTERREG IIIC

## Achievements

NMF Final Conference

29. October 2007  
Lindau / Germany

Przemyslaw Kniaziuk,  
JTS IIIC East, Vienna





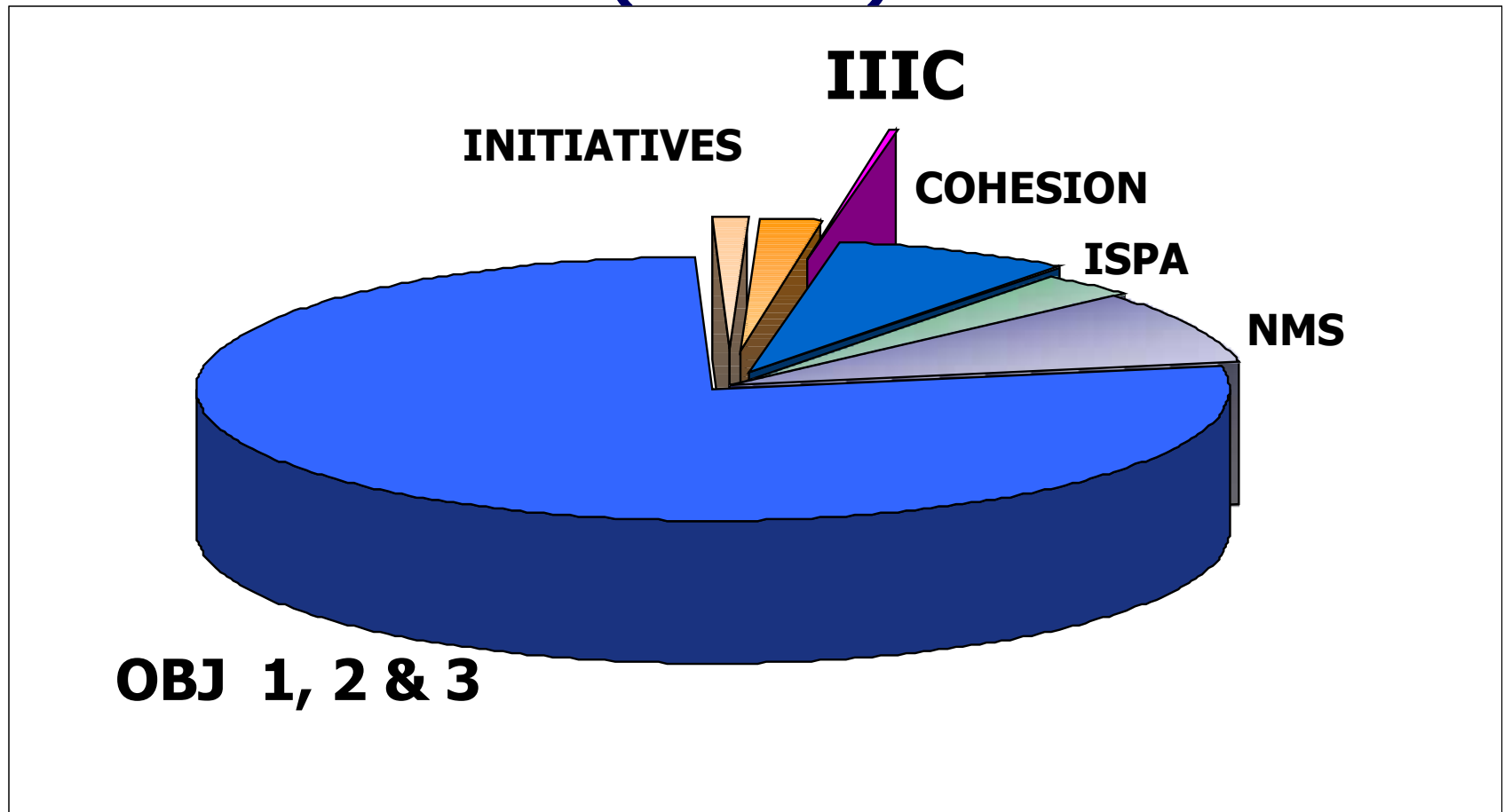
# Interregional Cooperation - INTERREG IIIC

- Improve policies and instruments for regional development and cohesion
- Expand added value of individual Structural Funds interventions by:
  - ✓ Providing access to the experiences of others
  - ✓ Multiplying learning effects
  - ✓ Introducing new, innovative methods or approaches or improving existing ones
  - ✓ Influencing mainstream (SF) policies, introducing new, innovative policies, or readjusting and reorienting existing policies





# **IIIC : 0,1% of the Structural Funds 2000 – 2006 (315 M€)**





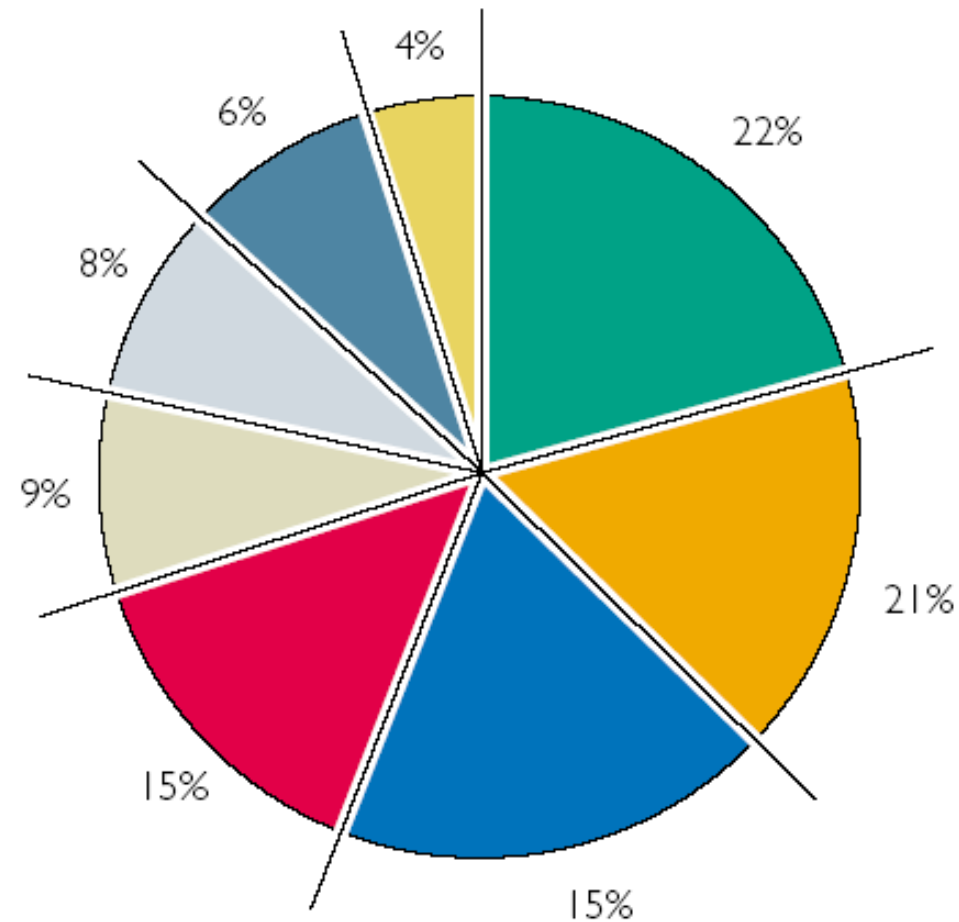
# IIIC – Facts & Figures

- ❖ New strand in INTERREG
  - **Inter-regional - IIIC**
  - (Cross-border - IIIA)
  - (Trans-national - IIIB)
- ❖ **EU-25** territory covered
- ❖ **4 Programme Zones** (North, East, South, West)
- ❖ **4 Calls** for projects from 2002-2004
- ❖ **905 applications** received
- ❖ **270 approved operations** involving **2600 partners**
  - 86 Networks
  - 144 Individual Projects
  - 40 RFOs with 473 SubProjects



# Cooperation themes

- Environment, Risk Prevention, Energy and Natural Resources
- Regional Planning, Territorial Regeneration and Urban Development
- Heritage, Culture and Tourism
- SME Development and Entrepreneurship
- Research, Technology and Innovation
- Information Society and e-Government
- Employment, Social Inclusion, Human Resources and Education
- Accessibility, Mobility and Transport



More than 50% of the approved operations are within the Lisbon goals



## **IIIC – First Results**

- ❖ ~ 7.000 good practices defined,  
of which 27% transferred
- ❖ ~ 2.400 fields addressed,  
of which 40% influenced
- ❖ more than 2000 new projects initiated



# ... are 5 years of connecting regions...

European regions are connected by visible, material infrastructure...



...but they are also connected by immaterial structures like cooperation networks... such as those created through INTERREG IIIC.



## **... are 5 years of connecting regions...**

- 270 inter-regional cooperation projects connecting more than 2600 partners in Europe and beyond
- They involve nearly every EU region and span a dense web of cooperation, a complex structure of speedways for the transport of knowledge
- They help regions to exchange and transfer development know-how on a variety of themes



## **... are 5 years of connecting regions...**

- IIIC involved experts, key-players, decision makers and public administrators, united with the common goal to develop new solutions to face economic, social and environmental challenges
- IIIC has carried out several studies, also using innovative scientific disciplines, in order to explore the effects of the programme and help explaining and visualizing what being connected through INTERREG IIIC means

# Cooperation highways

North EAST South West  
**INTERREG III C**



Municipal Department  
for EU-Strategy and  
Economic Development

Effectiveness and Impact Assessment  
of Interreg III C Operations

Cooperation patterns within  
INTERREG III C operations:

Partner relations at regional level  
(NUTS II - EU25)

10 20



Nr. of Partner relations  
between 2 regions  
Only partner relations >7 displayed.

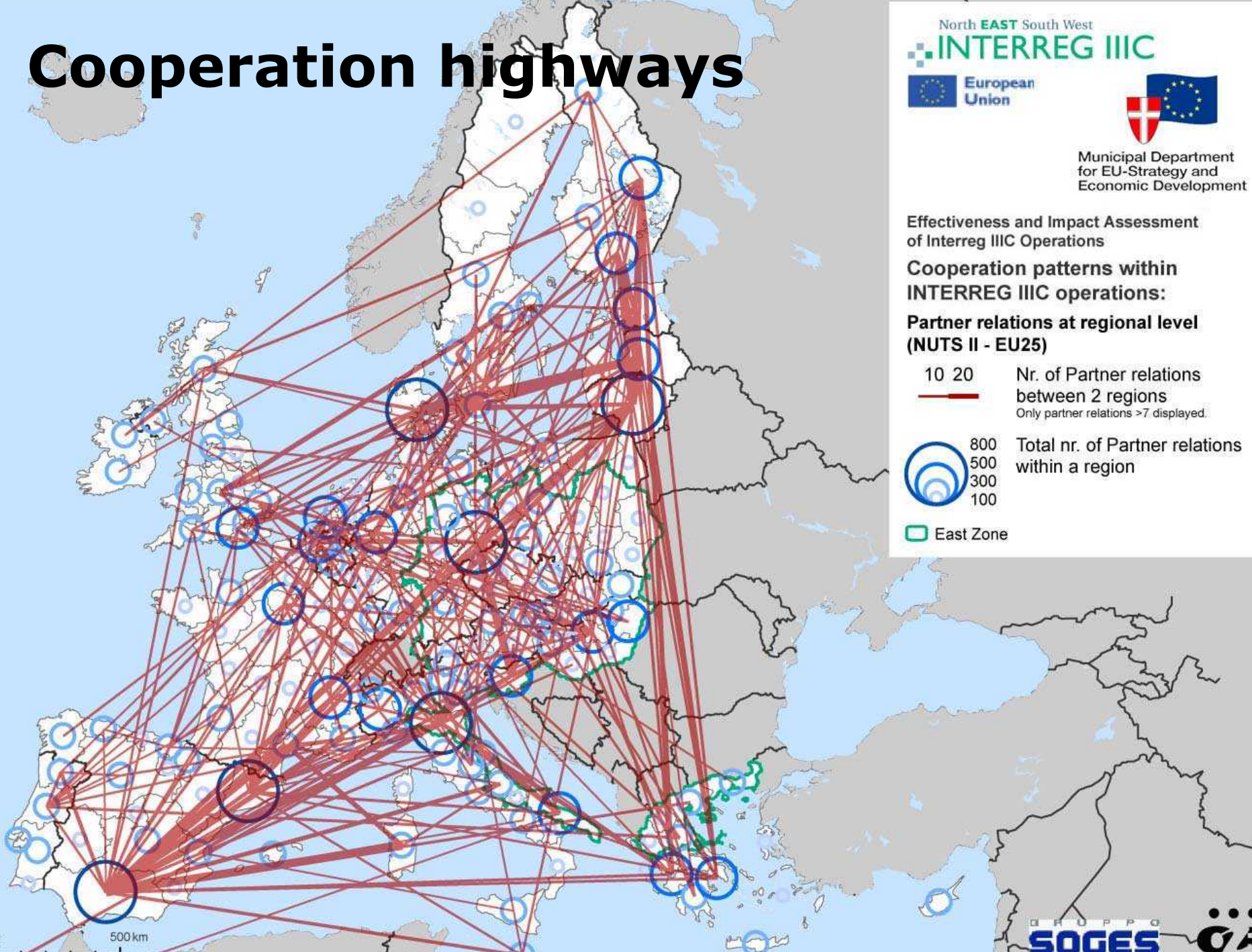


800  
500  
300  
100

Total nr. of Partner relations  
within a region

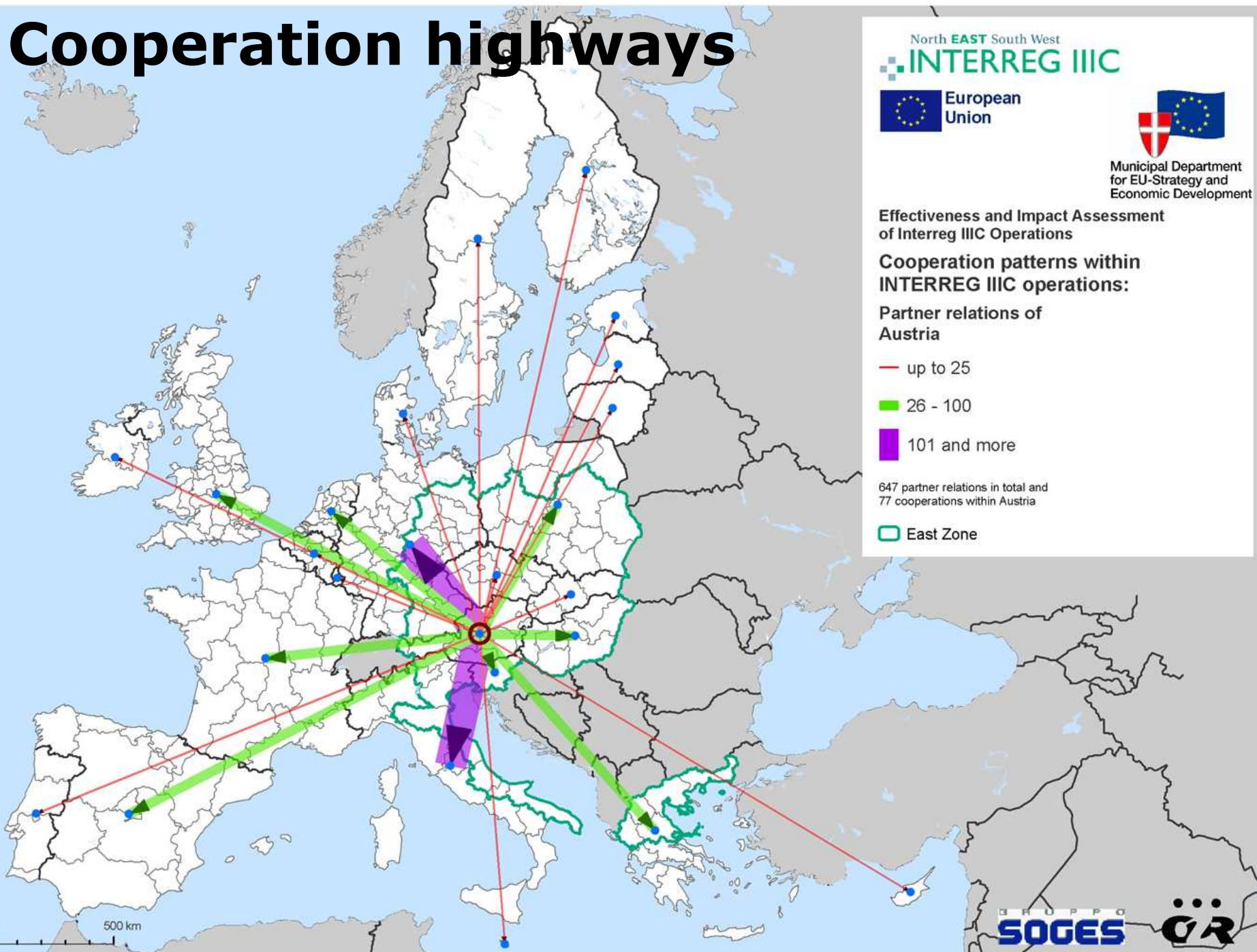


East Zone



0 500 km

# Cooperation highways



# COOPERATIONS OF REGIONS IN INTERREG PROJECTS

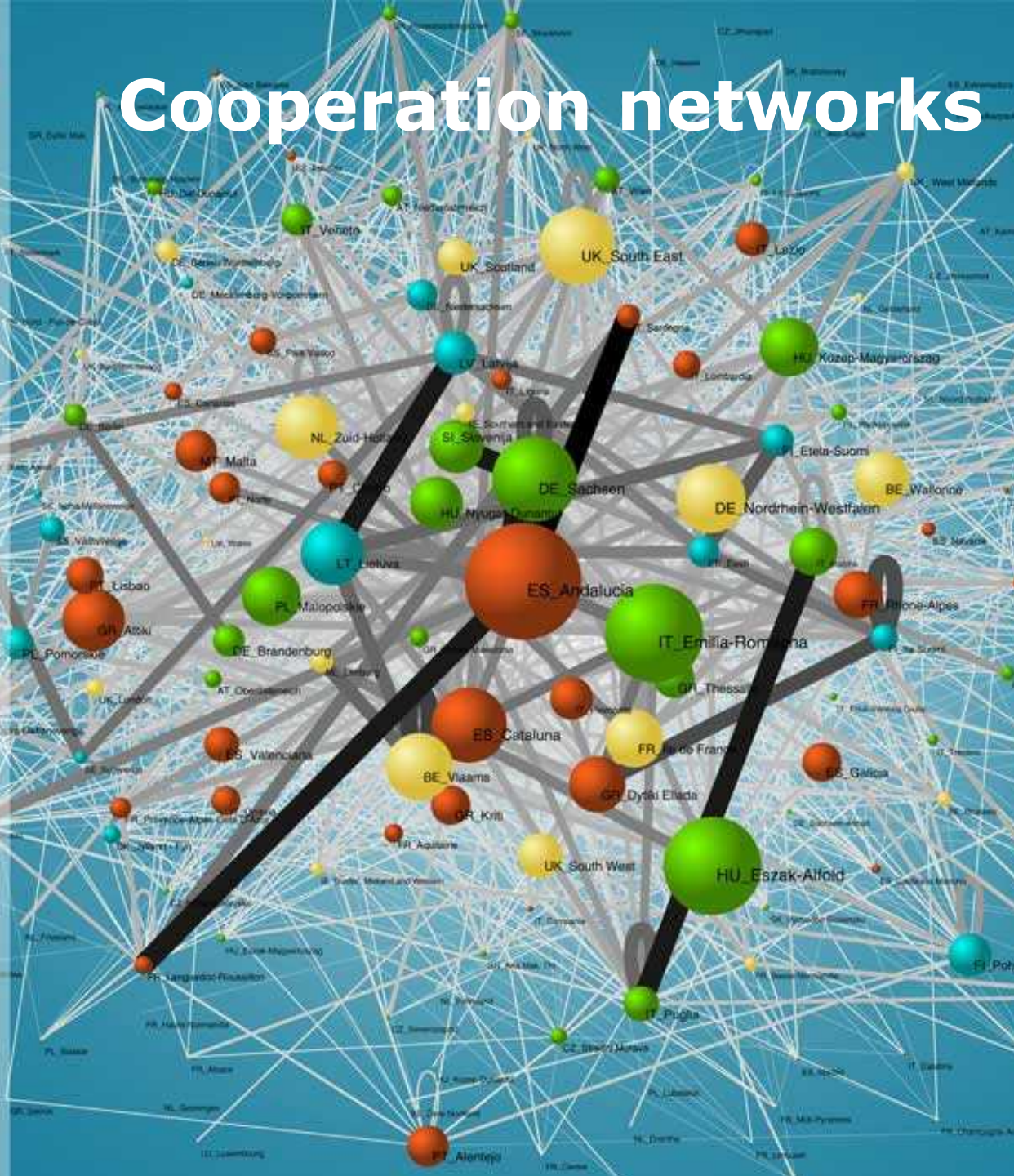
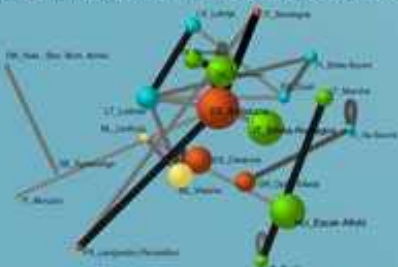
# Cooperation networks

- North Zone
- South Zone
- West Zone
- East Zone
- NON EU-member

Size of nodes displays the structural influence (betweenness-centrality) a region exerts on the cooperation network. Strength and darkness of lines displays the number of common projects. Loops indicate cooperations between members of the same regions in common projects. Some parts of the periphery and cooperations between regions with less than 4 common projects are not shown.

The analysis constitutes groundwork aimed at exploring the applicability of Social Network Analysis to European Cooperation networks. It focuses on the links between countries, regions, and actors supported within the framework of the INTERREG IIIIC programme. It does not take into consideration cooperation networks funded through other means such as other European Cooperation Programmes. Based on the analysis, it is not possible to draw conclusions about the overall quality of cooperations or cooperation projects other than those directly related to the networking behaviour and the indicators analysed.

MOST INTENSE RELATIONS BETWEEN REGIONS





## **... 5 years of sharing solutions**

- avoiding reinventing the wheel
- taking profit from other regions' experience through the identification and implementation of innovative solutions contributing to speed up development
- optimising time and resources to improve governance on already tested good practices
- contributing to reaching new goals and facing new challenges (Lisbon and Gothenburg agenda, climate changes etc.)



# Thank you for your attention!

**Przemyslaw Kniaziuk**

**Joint Technical Secretariat**

**INTERREG IIIC East**

**Museumstr. 3a**

**1070 Vienna, Austria**

**[przemyslaw.kniaziuk@interreg3c.net](mailto:przemyslaw.kniaziuk@interreg3c.net)**

**[www.interreg3c.net](http://www.interreg3c.net)**